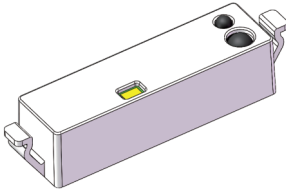


■ Low Voltage Microwave Bi-level Sensor

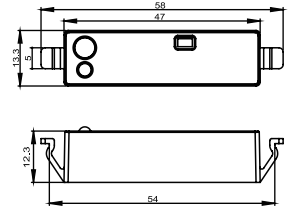
ANT-3C Instruction



ANT-3C



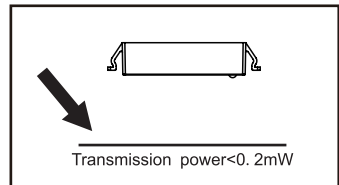
RC-100



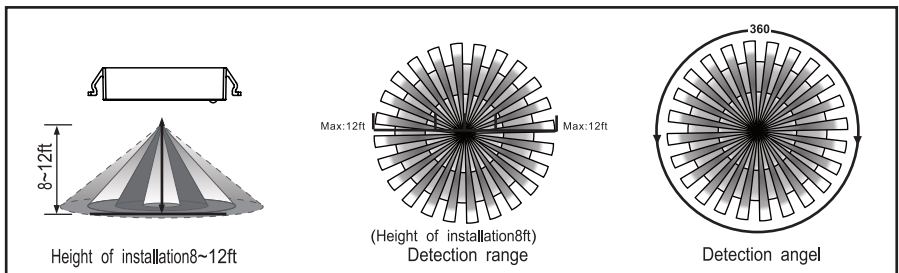
SPECIFICATIONS

Power supply	12-24V DC, >50mA
HF System	5.8GHz±75MHz
Dim control output	0-10V, max. 25mA sinking current
Detection radius/angle	Max 12ft.(4m)/360°
Mounting height	Max 12ft.(4m)
Remote range	50ft. (15m) indoor, no backlight
Humidity	Max. 95% RH
Temperature	-4°F - 140°F (-20°C - 60°C)

NOTE: The high-frequency output of this sensor is <0.2mW—that is just one 5000th of the transmission power of a mobile phone or the output of a microwave oven.



SENSOR COVERAGE



Once powering the device up, the ANT-3C will use factory default parameters to operate. If adjustments are needed, "RC-100 "Wireless IR Configuration tool must be used.

■ Low Voltage Microwave Bi-level Sensor ANT-3C Instruction

UTILIZING FIELD AND INTRODUCTION

ANT-3C is a moving object sensor that can detect range of 360° and its working frequency is 5.8GHz. The advantage of this product is stable working state (stable working temperature: -20°C~+60°C), ANT-3C adopts a microwave sensor (high-frequency output <0.2mW), so that it is safe and performs better than infrared sensor.

DAYLIGHT HARVESTING FUNCTION (ONLY BY USING RC100 REMOTE CONTROL)

Open the daylight harvesting function only by choosing “👁️” button when remote control is in setting condition. Memory and maintain current ambient brightness.



When the natural light is sufficient or dark, movement is detected and the light will turn on 100% brightness.

The light turns on at full or dims to maintain the lux level. The light output regulates according to the level of natural light available.



The light dims to stand-by period after hold-time and stays on selected minimum dimming level.



The light switches off completely after the stand-by period.

Setting on this demonstration:
BRIGHTNESS: 100%
SENSITIVITY: 100%
HOLD TIME: 30MIN
DAYLIGHT SENSOR: 👁️
STAND BY DIM: 30%
STAND BY TIME: 1MIN

WIRING DIAGRAMS

Wiring with dimming ballast or LED driver.

