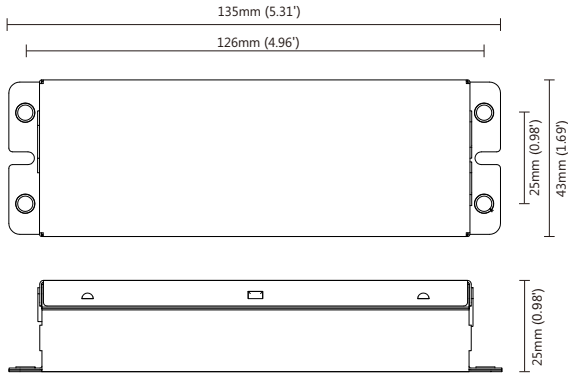




# LED emergency driver STB41A-08WLi-55



## Dimensions(Built-in battery)

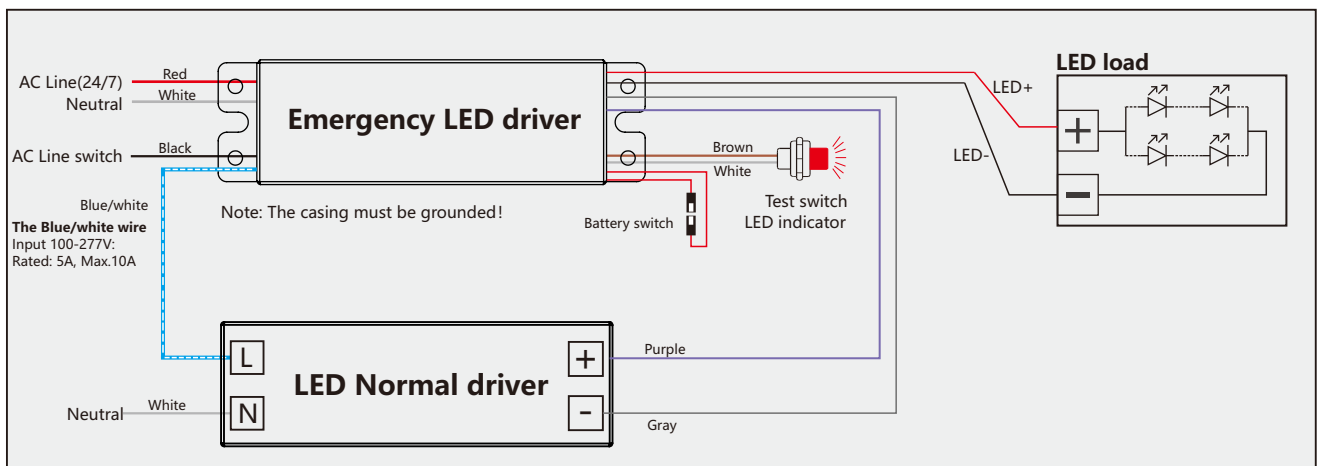


Length: 135mm(5.31")

Width: 43mm(1.69")

Height: 25mm(0.98")

## Wiring diagram(Maintained)




## Test switch

- Emergency conversion Kit will go into emergency mode if test switch is pressed when main supply is on, while it will go into charging mode if test switch is not pressed.

## LED indicator

- Red stable: charging mode or charging full.
- Red off: mains power off or discharging mode.



## Installation instruction:

- Please install this product properly by the licensed electrician.
- Please check and confirm all the data and usage surrounding before installation.
- Damp or wet location installation is OK.
- This item could be used in the sealed fixtures or installed open area of the fixtures.
- Please keep it away from the flammable materials with a place of good heat dissipation.
- Please charge the battery consistently for >24 hours for the first time usage so as to activate the whole battery cells of discharging/charging duration.