

ATG's DUO Linear Stairwell fixtures, available in 2', 4', and 8' lengths with selectable wattage & CCT settings, effectively illuminate stairwells and passageways in commercial and industrial applications. The LSW provides an appealing design while offering the latest, high performance components and options such as a concealed motion sensor and emergency battery backup.


Project Details		Type
Project:		
Product:		
Prepared by:		
Notes:		

Product Highlights
<ul style="list-style-type: none"> •Selectable wattage & CCT •Up to 152 LPW •0 – 10V dimming •L70 > 100,000 hours •10-year warranty


Product Specs	
Input Voltage (VAC)	100-277V / 100-347V
Wattage	10, 12, 14, 15, 18, 20, 25, 30, 40, 45, 60, 70, 80
CCT (K)	3000, 4000, 5000* Selectable
Projected Lifetime	100,000 Hrs (L70)
Limited Warranty	10 Years [†]
CRI	80+
Finish Color	White (JA01WZ)**
Housing	Die Cast Aluminum
Optic Types	Frosted, Clear
Dimming	0-10V Dimming (0% to 100%)
Operating Temperature	-25°C ~ 40°C
IP Rating	IP20
Power Cable	4' - 18/3 SO cord

*contact sales for lead time and stock info on 3500K
 **contact sales for lead time on customized finish color
 †see website for warranty terms


Certifications and Compatibilities




MOTION SENSOR




DIMMABLE




EM DRIVER




10
Year
Warranty




RoHS



CE



24



FCC

Order Format										Example: LSW-2FT-30-T1-F-SL			
Series	-	Length	-	Wattage	-	Selectable CCT	-	Lens	-	Option			
LSW	-	2FT	-	30	30W / 20W / 15W / 10W	-	T1	-	F	Frosted	-	SL	
	-	4FT	-	40	40W / 25W / 18W / 12W	-		-	C	Clear	-	S1	
	-	8FT	-	80	80W / 70W / 60W / 45W	-		-			-	EM	

Options	
SL	BRI-810-LV
S1	BRI-819
EM	EM-0825-010/105-P28

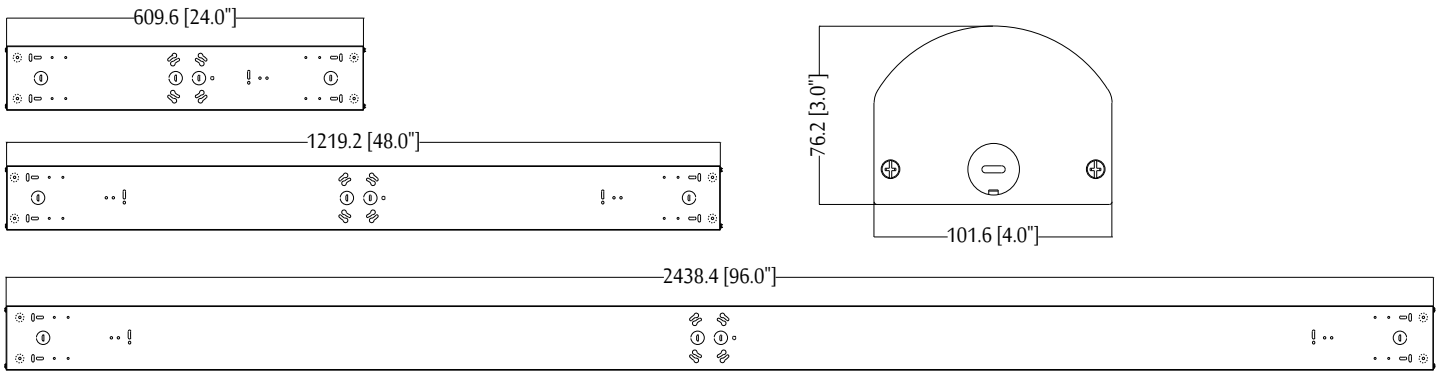
Performance Chart

Model Number	Wattage	Voltage	CRI	Optics	THD	PF	CCT	Calc. L70
LSW-2FT-30-T1-F-10W-30K	10.43	100-277	80+	T1	<20%	>0.9	3000K/4000K/5000K Selectable	100,000 Hrs
LSW-2FT-30-T1-F-15W-30K	15.64	100-277	80+	T1	<20%	>0.9	3000K/4000K/5000K Selectable	100,000 Hrs
LSW-2FT-30-T1-F-20W-30K	19.52	100-277	80+	T1	<20%	>0.9	3000K/4000K/5000K Selectable	100,000 Hrs
LSW-2FT-30-T1-F-30W-30K	30.96	100-277	80+	T1	<20%	>0.9	3000K/4000K/5000K Selectable	100,000 Hrs
LSW-2FT-30-T1-C-10W-30K	10.43	100-277	80+	T1	<20%	>0.9	3000K/4000K/5000K Selectable	100,000 Hrs
LSW-2FT-30-T1-C-15W-30K	15.64	100-277	80+	T1	<20%	>0.9	3000K/4000K/5000K Selectable	100,000 Hrs
LSW-2FT-30-T1-C-20W-30K	19.52	100-277	80+	T1	<20%	>0.9	3000K/4000K/5000K Selectable	100,000 Hrs
LSW-2FT-30-T1-C-30W-30K	31.01	100-277	80+	T1	<20%	>0.9	3000K/4000K/5000K Selectable	100,000 Hrs
LSW-4FT-40-T1-F-12W-30K	11.29	100-277	80+	T1	<20%	>0.9	3000K/4000K/5000K Selectable	100,000 Hrs
LSW-4FT-40-T1-F-18W-30K	17.93	100-277	80+	T1	<20%	>0.9	3000K/4000K/5000K Selectable	100,000 Hrs
LSW-4FT-40-T1-F-25W-30K	24.89	100-277	80+	T1	<20%	>0.9	3000K/4000K/5000K Selectable	100,000 Hrs
LSW-4FT-40-T1-F-40W-30K	40.45	100-277	80+	T1	<20%	>0.9	3000K/4000K/5000K Selectable	100,000 Hrs
LSW-4FT-40-T1-C-12W-30K	11.29	100-277	80+	T1	<20%	>0.9	3000K/4000K/5000K Selectable	100,000 Hrs
LSW-4FT-40-T1-C-18W-30K	17.93	100-277	80+	T1	<20%	>0.9	3000K/4000K/5000K Selectable	100,000 Hrs
LSW-4FT-40-T1-C-25W-30K	24.89	100-277	80+	T1	<20%	>0.9	3000K/4000K/5000K Selectable	100,000 Hrs
LSW-4FT-40-T1-C-40W-30K	40.45	100-277	80+	T1	<20%	>0.9	3000K/4000K/5000K Selectable	100,000 Hrs
LSW-8FT-80-T1-F-45W-30K-120V	49	100-347	80+	T1	<20%	>0.9	3000K/4000K/5000K Selectable	100,000 Hrs
LSW-8FT-80-T1-F-60W-30K-120V	63	100-347	80+	T1	<20%	>0.9	3000K/4000K/5000K Selectable	100,000 Hrs
LSW-8FT-80-T1-F-70W-30K-120V	74	100-347	80+	T1	<20%	>0.9	3000K/4000K/5000K Selectable	100,000 Hrs
LSW-8FT-80-T1-F-80W-30K-120V	87	100-347	80+	T1	<20%	>0.9	3000K/4000K/5000K Selectable	100,000 Hrs

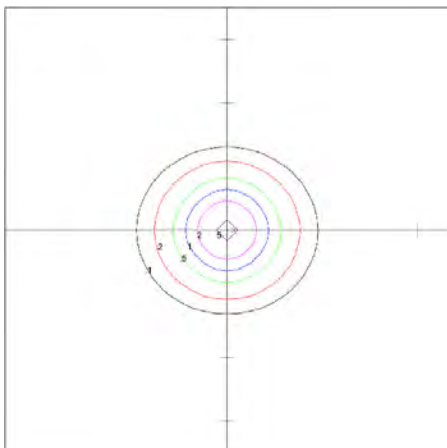
Model Number	3000K Frosted			3000K Clear		
	Watts	Efficacy (LPW)	Lumen (LM)	Watts	Efficacy (LPW)	Lumen (LM)
LSW-2FT-30-T1-[F,C]-SL 10W / 15W / 20W / 30W	10.4	130.0	1355.7	10.4	144.9	1511.2
	15.6	132.4	2071.5	15.6	149.9	2343.7
	19.5	132.4	2583.6	19.5	149.7	2923.1
	31.0	127.9	3966.5	31.0	145.0	4487.7
LSW-4FT-40-T1-[F,C]-SL 12W / 18W / 25W / 40W	11.3	130.3	1407.8	11.3	147.4	1664.1
	17.9	134.9	2418.7	17.9	152.6	2736.5
	24.9	134.8	3354.2	24.9	152.5	3794.9
LSW-8FT-80-T1-[F,C]-SL 45W / 60W / 70W / 80W	45	120	5400			
	60	120	7200			
	70	120	8400			
	80	120	9600			

Dimensions

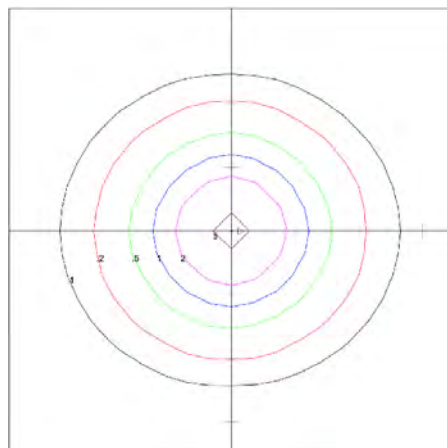
LSW



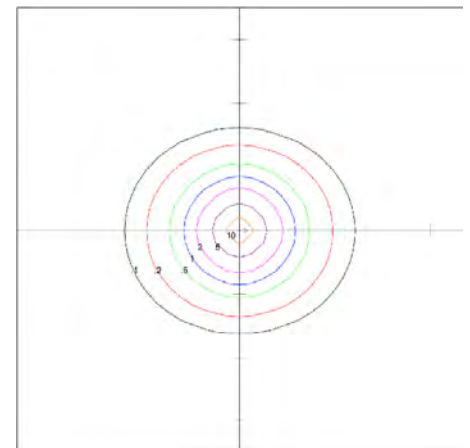
Photometrics



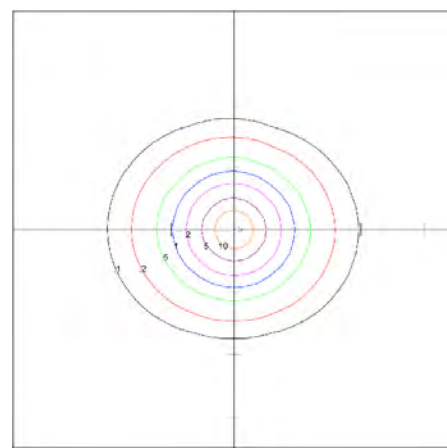
LSW-2FT-30-T1-F-10W-30K



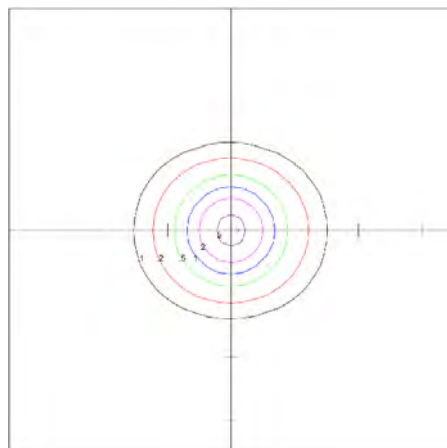
LSW-2FT-30-T1-F-15W-30K



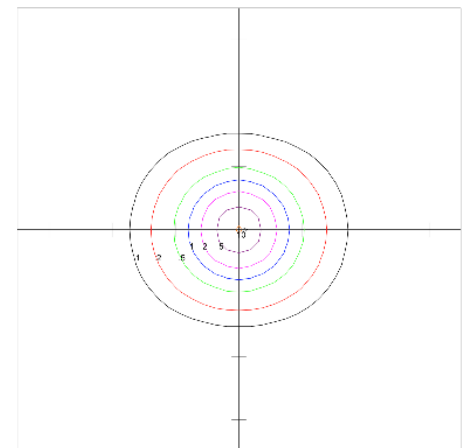
LSW-2FT-30-T1-F-20W-30K



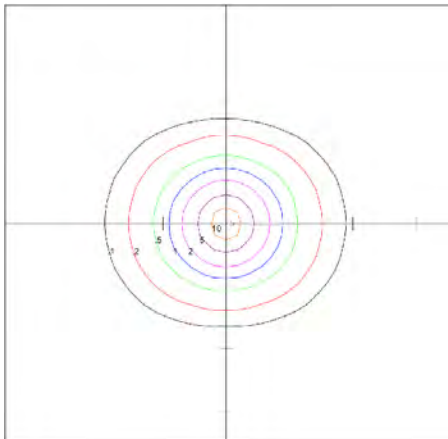
LSW-2FT-30-T1-F-30W-30K



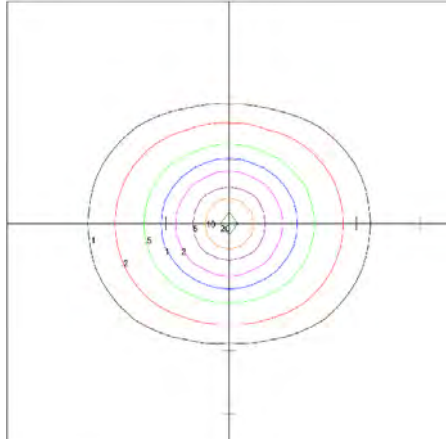
LSW-4FT-40-T1-F-12W-30K



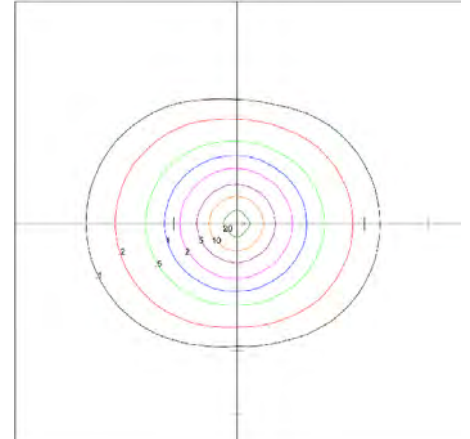
LSW-4FT-40-T1-F-18W-30K



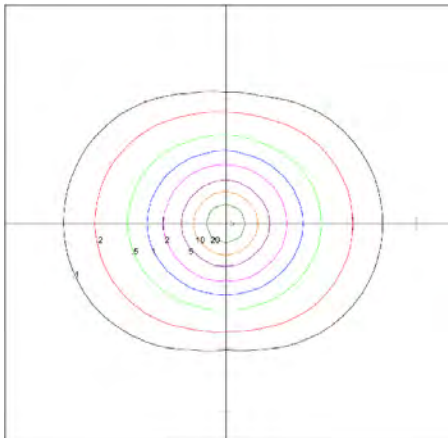
LSW-4FT-40-T1-F-25W-30K



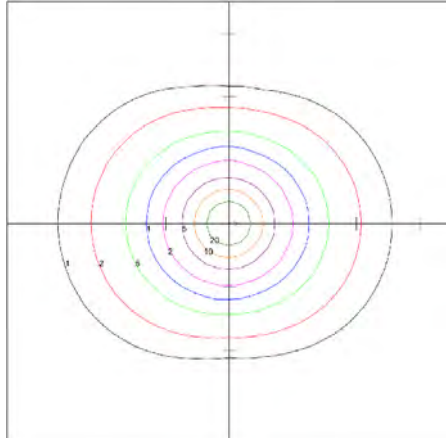
LSW-4FT-40-T1-F-40W-30K



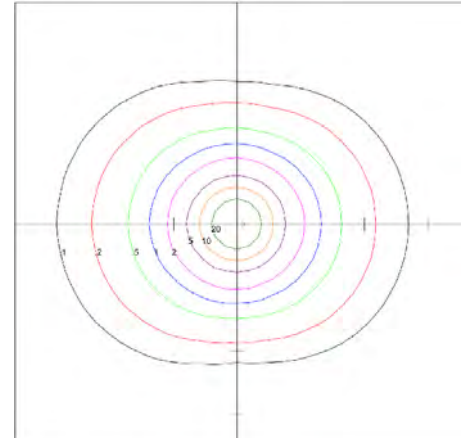
LSW-8FT-80-T1-F-45W-30K-120V



LSW-8FT-80-T1-F-60W-30K-120V



LSW-8FT-80-T1-F-70W-30K-120V



LSW-8FT-80-T1-F-80W-30K-120V

Electrical Accessories

EM-0825-010/105-P28

Emergency Driver Pack

UL listed emergency driver pack (with LiFePO4 battery) for indoor fixtures.

FEATURES

- | | |
|------------------|---------------------|
| • Input Voltage | 120-277VAC 50/60 Hz |
| • Output Power | 8W |
| • Output Voltage | 11-56VAC |
| • Emergency | 90 mins |

[Download the PDF of the EM-0825-010 here.](#)



BRI-810

Bi-Level Sensor

The BRI810 is a moving object sensor with 360 detect range and 5.8GHz working frequency. It provides multi-level control based on motion and daylight contribution. It controls 0-10VDC LED drivers. Settings can be adjusted via remote controller.



FEATURES

- | | |
|-----------------------|-------------|
| • Rated Voltage | 120-277V |
| • Rated Frequency | 50/60 Hz |
| • Remote Range | 33ft |
| • Ambient Temperature | -40°C~+70°C |

[Download the PDF of the BRI-810 here.](#)

BRI-819

Bi-Level and On/Off Sensor

The BRI819 indoor sensors provide multi-level occupancy control, controlling 0-10V LED drivers. All parameters are adjustable via a wireless configuration tool compatible of storing and transmitting sensor profiles.



FEATURES

- | | |
|-----------------------|-------------|
| • Rated Voltage | 120-277V |
| • Rated Frequency | 50/60 Hz |
| • Remote Range | 50ft |
| • Ambient Temperature | -40°C~+70°C |

[Download the PDF of the BRI-819 here.](#)