

PL Direct Replacement PL Lamp

Indoor



ATG Direct Replacement PL Lamp has ballast smart control technology which allows for high performance even on lower powered ballasts, making it a suitable replacement for 18W and 26W CFL PL Lamps.



Luminaire	Direct Replacement PL	Type
Project		
Product		
Notes		

Features

- 18W/26W replacement
- Horizontal lamp has rotatable base, max 300° to fit any socket configuration
- Lasts 4 times longer than CFL, 60% energy savings
- Environmentally friendly
- Plug & play direct installation

Application

The lamp is designed and engineered for demanding commercial applications.

Electrical

18W/26W CFL replacement. Exceptional efficacy up to 117 LPW. Compatible with most electronic ballasts.

Certifications/Listings

- UL

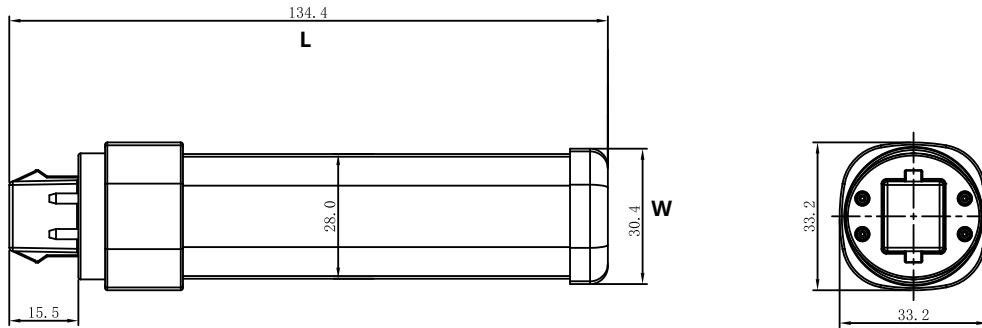
Input Voltage (VAC)	120-277
CRI	82
CCT(K)	3,000, 3,500, 4,000, 5,000
L70 (Hours)	50,000
Color	White
PF	>.9
THD	<20%
Housing	Temperature: -20°C to 45°C
Lens	Frosted
Warranty	5 Years
Base	G24Q
Installation Orientation	Horizontal

Lumen

Model	Equip	Watts	Lumens	CCT	CRI	Efficacy	PF	THD	Instant Shipping	Listing
PLC-09H-G24Q-830-DR	26W	9W	980LM	3000K	80	109 LPW	0.9	20%	No	UL/DLC/RoHS
PLC-09H-G24Q-835-DR	26W	9W	980LM	3500K	80	109 LPW	0.9	20%	No	UL/DLC/RoHS
PLC-09H-G24Q-840-DR	26W	9W	1050LM	4000K	80	117 LPW	0.9	20%	Yes	UL/DLC/RoHS
PLC-09H-G24Q-850-DR	26W	9W	1050LM	5000K	80	117 LPW	0.9	20%	No	UL/DLC/RoHS
PLC-06H-G24Q-830-DR	18W	6W	500LM	3000K	80	83 LPW	0.9	20%	No	UL/RoHS
PLC-06H-G24Q-835-DR	18W	6W	500LM	3500K	80	83 LPW	0.9	20%	No	UL/RoHS
PLC-06H-G24Q-840-DR	18W	6W	560LM	4000K	80	93 LPW	0.9	20%	Yes	UL/RoHS
PLC-06H-G24Q-850-DR	18W	6W	560LM	5000K	80	93 LPW	0.9	20%	No	UL/RoHS

Dimensions (Base Dimensions on Next Page)

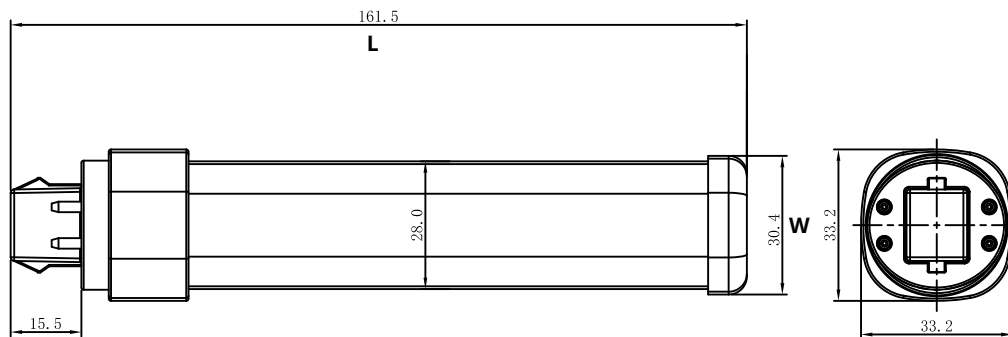
PLC-06H-G24Q



Part No.	Length (L)	Width(W)
G24Q	134.4	30.4

Recorded in millimeters

PLC-09H-G24Q



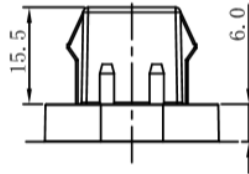
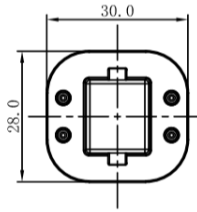
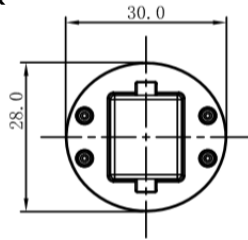
Part No.	Length (L)	Width(W)
G24Q	161.5	30.4

Recorded in millimeters

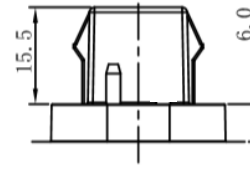
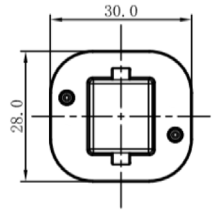
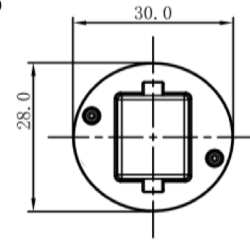
Dimensions of Base

**G24Q
G24D**

G24Q



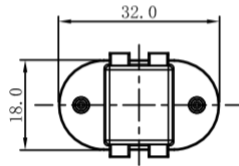
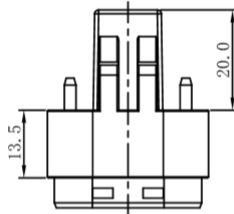
G24D



Part No.	Length (L)	Width(W)	Combined Height(H)
G24Q	30	28	21.5
G24D	30	28	21.5

Recorded in millimeters

GX23



Part No.	Length (L)	Width(W)	Combined Height(H)
GX23	32	18	33.5

Recorded in millimeters

CAUTION – IF THE LAMP OR LUMINAIRE EXHIBITS UNDESIRABLE OPERATION (BUZZING, FLICKERING, ETC.), IMMEDIATELY TURN OFF POWER, REMOVE LAMP FROM LUMINAIRE AND CONTACT THE MANUFACTURER.

WARNING – Risk of fire or electric shock. LED Retrofit Kit installation requires knowledge of luminaire electrical systems. If not qualified, do not attempt installation. Contact a qualified electrician. Installation should be performed only by a qualified electrician in accordance with the National Electrical Code and relevant local code.

WARNING – Risk of fire or electric shock. Install this kit only in the luminaires that have the construction features and dimensions shown in the photographs and/or drawings and where the input rating of the retrofit kit does not exceed the input rating of the luminaire.

WARNING – To prevent wiring damage or abrasion, do not expose wiring to edges of sheet metal or other sharp objects.