



Our new Guard Pack(GP) WallPack is a full cut-off series wallpack designed for an easy, universal installation best suited for outdoor illumination. With effective thermal management, corrosion-resistant, and die cast aluminum enclosure, the GP WallPack offers a glare free and uniform lighting, all while providing a comfortable visual experience.


Project Details		Type
Project:		
Product:		
Prepared by:		
Notes:		


Product Highlights
<ul style="list-style-type: none"> • Can be used to replace HID's up to 400W • Alkali and salt erosion resistant • Maintenance Free & Environmentally Friendly


Product Specs	
Input Voltage (VAC)	100-277 / 347-480*
CRI	80+
CCT (K)	4000, 5000
PF	>.9
THD	<15%
L70 (Hours)	81,000
Color	Bronze (424C), Custom*
Housing	Die Cast Aluminum
Optic Types	Clear Lens, T3 Distribution
Temperature Range	-40°C ~ 45°C
Warranty	5 Years


*contact sales for lead time and add on costs


Certifications and Compatibilities



IP65



0-10V Dim



-30°C - 50°C
Operating



Photocell



Motion
Sensor


**5 YEAR
WARRANTY**


RoHS


UL


24


DLC
PREMIUM

Order Format										Example: WPGP-40-50	
Series	Wattage	CCT	Voltage	Finish Color	Optional Accessories						
WPGP	28W	40	4000K	Blank	100-277V	Blank	Bronze	E1	EM-0825-010/105-P28, Emergency Driver Kit		
	40W	50	5000K	V	347-480V		Custom*	S9	FSP-221B-D-L3-W, Bi-Level Sensor		
	60W							P3	JL-403C, Button Photocell		
	80W										

Options	
E1	EM-0825-010/105-P28, Emergency Driver Kit
S9	FSP-221B-D-L3-W, Bi-Level Sensor
P3	JL-403C, Button Photocell

**contact sales for lead time and pricing on customized finish color

Performance Chart

Model Number	Wattage	Efficacy	Lumens	B	U	G	DLC ID
WPGP-28-40	28	129.8	3598	1	1	1	PLHXUHZE6AFZ
WPGP-28-50	28	131.0	3619	1	1	1	PL40FZ1X7LU5
WPGP-40-40	40	139.5	5184	2	2	1	PL6NBTQJ2JL
WPGP-40-50	40	140.8	5231	2	2	1	PLYFBASQDJ1N
WPGP-60-40	60	136.5	7554	2	2	1	PLCP44UM9GJ1
WPGP-60-50	60	137.7	7623	2	2	1	PLBDNZTM3TKW
WPGP-80-40	80	135.6	10189	3	2	1	PLGT4AEQSAQI
WPGP-80-50	80	136.9	10283	3	2	1	PL1ITNA8SGEW

Application

Directly mount on to any vertical surface over a standard 4" outlet box or for surface wiring.



Construction

Constructed in a heavy-duty die cast aluminum with clear glass for brilliant light distribution. The housing is coated in an environmentally friendly polyester powder formulated for a durable and long-lasting color in a bronze finish. No toxic heavy metals, VOC, or mercury were used in the design of this product.

Electrical

Luminaire is compatible with sensors, photocells and EM units. The fixture is available with 347-480V driver options. All luminaires have been tested by an independent laboratory in accordance with IESNA LM79 and LM80. The fixture is UL and DLC Premium listed.

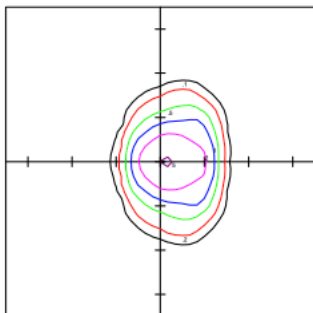
Optics

The Guard Pack is available with Type III optics. Color accuracy is rated at 70+ CRI, in a color temperature of 4000K and 5000K.

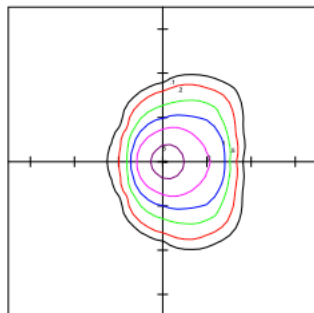
Certifications

- DLC Premium
- UL Listed
- RoHS
- Title 24

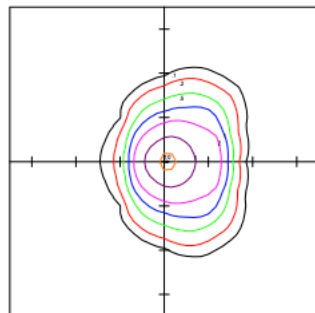
Photometric



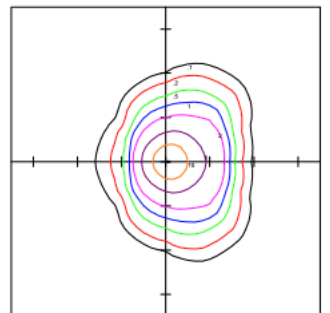
WPG-28-50-T3S @16'



WPG-40-50-T3S @16'

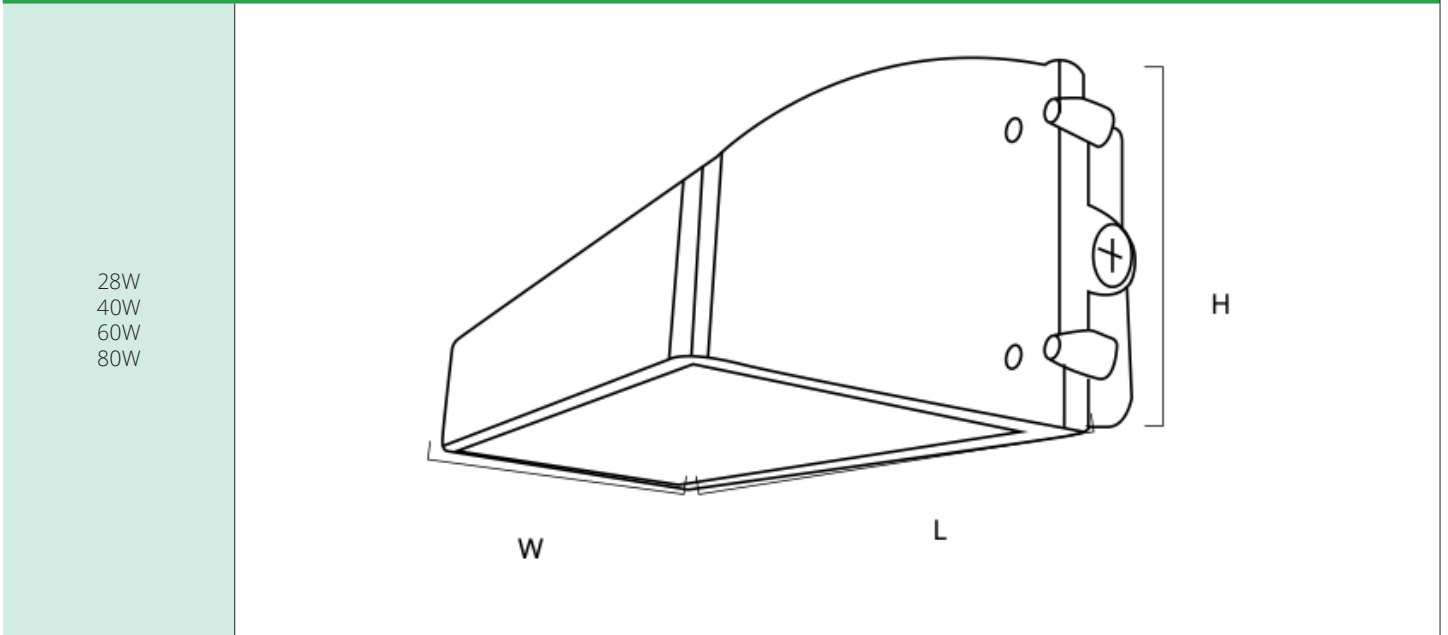


WPG-60-50-T3S @16'



WPG-80-50-T3S @16'

Dimensions



28W
40W
60W
80W

Part No.	Length (L)	Height (H)	Width (W)
WPGP-28	12.61	6.86	5.10
WPGP-40	12.61	6.86	5.10
WPGP-60	12.61	6.86	5.10
WPGP-80	12.61	6.86	5.10

Optional Accessories

JL-403C

Button Photocell

UL Listed photocell for outdoor fixture



FEATURES

- Input Voltage 120-277VAC
- Rated Frequency 50/60 Hz
- Rated Loading 500W Tungsten, 850VA Ballast, 5A E-Ballast
- Operate Level 10~20 Lux On, 30~80 Lux Off

***Please visit our website for more details:**

<https://atgledlighting.com/wp-content/uploads/2019/09/WP-08U-48-EA.pdf>

EM-0825-010/105-P28

Emergency Driver Pack

UL Listed emergency driver pack (with LiFePO4 battery) for indoor fixtures



FEATURES

- | | |
|-------------------|------------|
| • Input Voltage | 120-277VAC |
| • Rated Frequency | 50/60 Hz |
| • Output Power | 8W |
| • Output Voltage | 11-56VDC |
| • Emergency | 90 Mins |

***Please visit our website for more details:**

<https://atgledlighting.com/wp-content/uploads/2020/02/EM-0825-010->

PSP-221B-D

Bi-Level Sensor

Multi-Level Sensor with Motion and Daylight Contribution



FEATURES

- | | |
|-----------------|--|
| • Input Voltage | 100-347VAC(single phase) or 208/230/480VAC(phase to phase) |
| • Rated Loading | @120V 0-800W Tungsten, Ballast, LED Driver, 1/6HP Motor
@230-240V 0-300W Ballast, LED Driver
@270V 0-1200W Ballast, LED Driver; 1/6HP Motor
@347/480V 0-1200W Ballast, LED Driver |
| • Time Delay | 30 Sec, 1-30 Min |
| • Cut Off Delay | none, 1-59 min, 1-5 hours |

***Please visit our website for more details:**

<https://atgledlighting.com/wp-content/uploads/2019/08/FSP-2x1B.pdf> 105-P28.pdf